

Pressure Control Panels

VUP-2U Series

VIGOUR

Product Feature

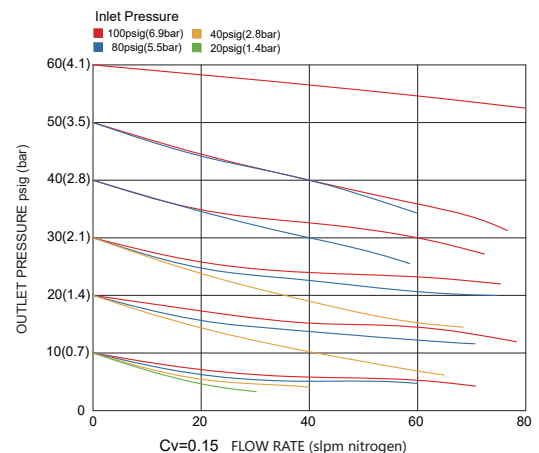
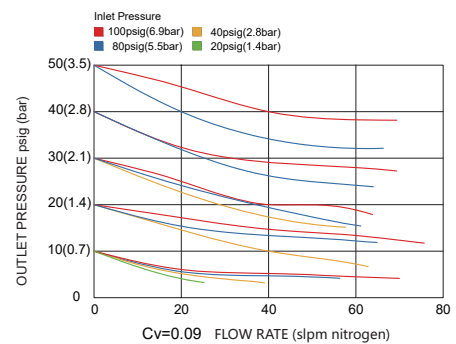
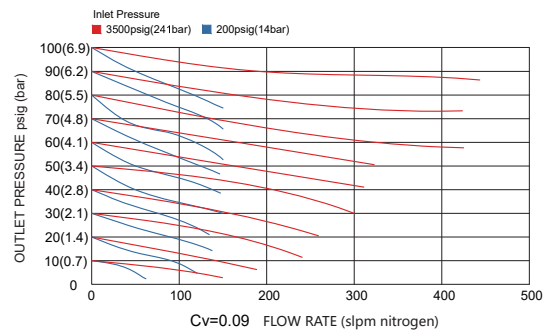
- Pressure Control Panels (Two-sided type)
- VSR-100UBS / UCS Series Single Stage Regulator
- VDV33UBS Series vent diaphragms Valves
VDV33UBS Series Inlet process diaphragm valves
- Orbital welded VFS-face seal connections
- Modular design
- Suitable for inlet pressure up to 3500 psig (250bar)
- Easy installation into safety cabinet for gas cylinders
- 100% Helium leak tested



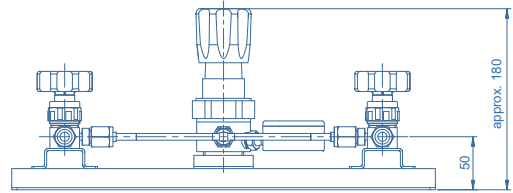
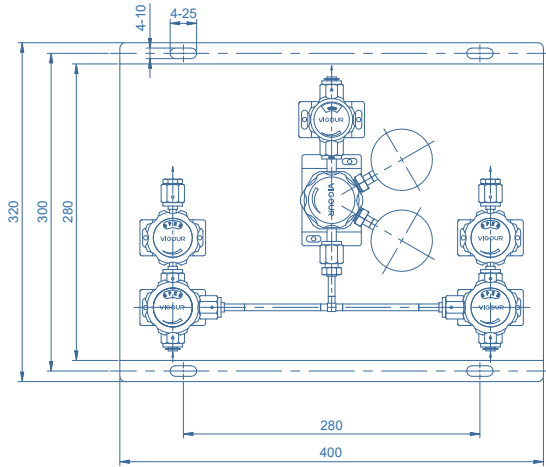
Technical Data

Type:	single-stage
Inlet pressure P1:	max. 3500 psig (250bar)
Outlet pressure P2:	Vac to 10/30/60/100/150 psig (0.7/2/4/7/10 bar)
Surface finish:	10µin. Ra (25µin. Ra optional)
Materials	
Body:	see ordering info
Valve seat (regulator):	PCTFE (Vespel® optional)
(diaphragm valve):	PEEK
Diaphragm (regulator):	Hastelloy® C276
(diaphragm valve):	Elgiloy®
Inlets and Outlets:	1/4" VFS Fitting
Temperature range:	-40°F to +160°F (-40°C to +71°C)
Leak rate: (to atmosphere)	1x10 ⁻⁹ mbar l/s He
(via seat)	1x10 ⁻⁸ mbar l/s He
Supply pressure effect:	0.35 psig rise in delivery pressure per 100 psig source pressure drop @Cv=0.09 0.5psig rise in delivery pressure per 100 psig source pressure drop @Cv=0.15
Flow capacity:	Cv=0.09 (Cv=0.15 option)

Flowchart



Dimensions (mm)



Ordering Information

VUP - 2US - 250 - 10 - MV4 - MV4 - P - R25 - HF - VS

Body Material

- S: 316L
- SLV: 316L secondary remelt
- SHP: 316L body and nozzle
- Hastelloy® C22 poppet

*All options diaphragm material is Hastelloy® C276

Inlet Pressure P₁

- 20: 300 psig
- 250: 3500 psig

Outlet Pressure P₂

- V0.7: Vac to 10 psig *
- V2: Vac to 30 psig
- V4: Vac to 60 psig
- V7: Vac to 100 psig
- V10: Vac to 150 psig
- 0.7: to 10 psig *
- 2: to 30 psig
- 4: to 60 psig
- 7: to 100 psig
- 10: to 150 psig

* When the outlet pressure is "V0.7" and "0.7", the inlet pressure can only be "20".

Valve seat Option

- None: PCTFE
- VS: Vespel®

Cv Option

- None: Cv=0.09
- HF: Cv=0.15

Surface Finish

- None: 10 μin. Ra
- R25: 25 μin. Ra

Pressure Indication

- None: Inlet / Outlet Pressure gauge
- K: Contact gauge

Outlet Connection

- MV4: 1/4" face seal male
- FV4: 1/4" face seal female

Inlet Connection

- MV4: 1/4" face seal male
- FV4: 1/4" face seal female

